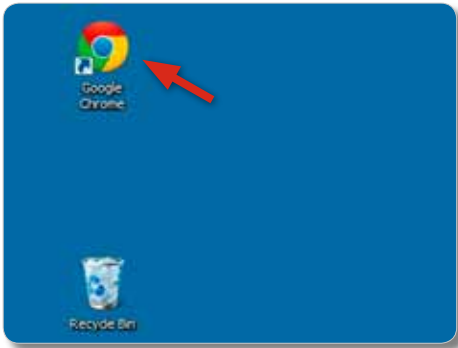




# Enstale BurlingtonEnglish pou **moun ki itilize PC**

1 Ouvè **Google Chrome** epi ale sou [www.BurlingtonEnglish.com/Start](http://www.BurlingtonEnglish.com/Start).



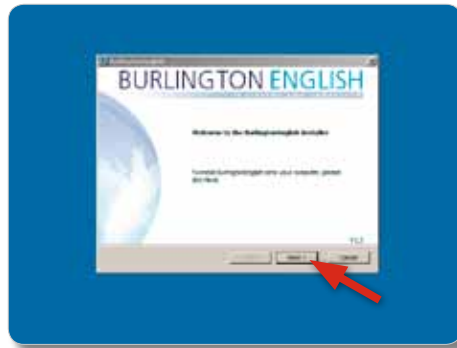
2 Klike sou bouton ki make **Download for PC** (Telechaje pou PC).



3 Klike sou fichye ki telechaje a. (Ou ka jwenn li tou nan katab Telechajman ou a.)



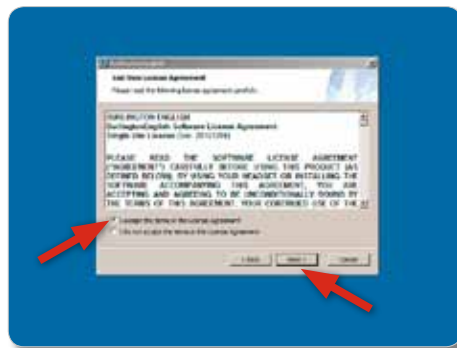
4 Klike sou **Next** (Apres).



5 Klike sou **Next** ankò.



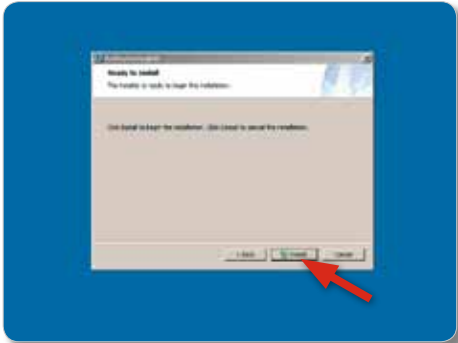
6 Chwazi "I accept the terms in the License Agreement" (Mwen aksepte akò ki nan lisans lan). Apres sa, klike **Next**.



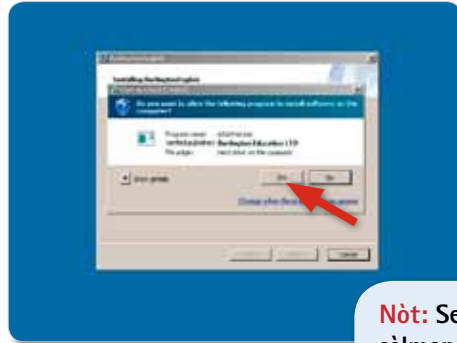


# Enstale BurlingtonEnglish pou moun ki itilize PC

7 Klike **Install** (Enstale).



8 Klike **Yes** (Wi).

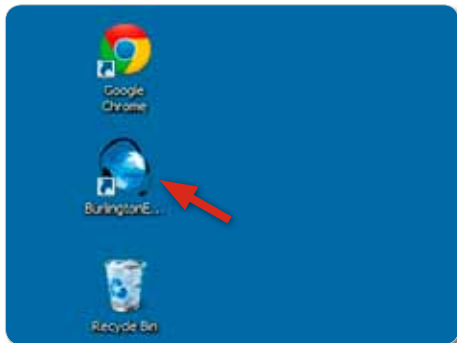


**Nòt:** Se kèk moun sèlman ki pral wè Etap 8 la.

9 Klike **Finish** (Fini) pou konplete enstalasyon an.



10 Klike **BurlingtonEnglish** ki sou biwo òdinatè ou a.



11 Klike **Agree** (Aksepte) pou konplete enstalasyon an.



12 Nou swete ou bòn chans ak **BurlingtonEnglish!**

